



### Watertown Animal Hospital's Newsletter

- **Practice Updates:** Find out about new services, equipment additions, and meet the newest members of our dedicated staff.
- **Pet Health Tips & Helpful Information:** Receive expert guidance on general wellness, seasonal concerns, preventative care, and nutrition to ensure your pets are thriving.
- **Special Offers & Current Promotions:** Get all the details on our latest discounts for products, services, and seasonal packages.

Spring has officially sprung, bringing with it a welcome shift toward warmer weather, longer daylight hours, and the irresistible urge to spend more time outdoors. As you prepare to embrace this season of renewal, it's essential to also prepare for the unique health considerations it presents for your beloved pet. Taking proactive steps now will ensure that your furry friend can safely and happily enjoy all the fun and activity that the warmer months have to offer.

Essential Springtime Preparations:

**Critical Parasite Prevention**  
**Safe Increase in Activity**  
**Essential First Aid**



## **Critical Parasite Prevention**

The arrival of warmer weather, while welcome, unfortunately heralds the return of a significant threat to your pet's health: **external and internal parasites**. A proactive, year-round prevention strategy is the single most important step you can take to safeguard your companion.

**Ticks:** These arachnids are more than just a nuisance; they are vectors for several serious and potentially debilitating diseases.

- **Lyme Disease, Anaplasmosis, and Ehrlichiosis** are among the most common tick-borne illnesses in our area, leading to symptoms ranging from lethargy and joint pain to severe anemia and organ damage.
- **Prevention and Inspection:** It is essential to use *veterinarian-approved preventatives* consistently, following the prescribed schedule exactly. Furthermore, we strongly advise conducting thorough "**tick checks**" on your pet immediately after any outdoor activity, especially in wooded or grassy areas. Remove any attached ticks carefully and promptly.

**Fleas:** A flea infestation can quickly spiral out of control and cause severe discomfort.

- **Health Consequences:** Flea saliva causes **Flea Allergy Dermatitis (FAD)**, leading to intense itching, skin infections, and hair loss. Moreover, fleas can transmit **tapeworms** if ingested during grooming and, in heavy infestations, can cause life-threatening **anemia**, particularly in small kittens and puppies.
- **Control:** Consistent, **vet-recommended control** is crucial. This often involves a multi-modal approach addressing the parasites on the pet and those in the immediate environment.

Of all parasitic threats, **Heartworm Disease** remains one of the most critical to prevent, as treatment is costly, arduous, and carries significant risks—especially for dogs. For cats, there is no approved treatment.

**Vector:** The **Mosquito** is the *sole* vector for transmitting the deadly *Dirofilaria immitis* parasite. When an infected mosquito bites a dog or cat, it transmits microscopic heartworm larvae (microfilaria) that mature into foot-long worms in the heart, lungs, and associated blood vessels.

**Impact:** These worms cause severe damage to the heart and lungs, leading to respiratory issues, exercise intolerance, and eventual heart failure. Even after successful treatment in dogs, permanent damage may remain.

**Prevention Necessity:** Because mosquitoes can survive indoors and emerge during any unseasonably warm spell, **year-round prevention is strongly recommended for all dogs and cats**, regardless of their lifestyle (indoor/outdoor). Regular testing is also a vital component of the prevention protocol for dogs.

## **The Dual Benefit of Heartworm Prevention: Protecting Against Intestinal Parasites, Too!**

It's a common misunderstanding that heartworm preventative medication only targets heartworms. In fact, most modern heartworm preventatives are formulated to be comprehensive parasiticides, offering a crucial layer of defense against a range of other internal threats, including common intestinal parasites!

- **Roundworms:** These are extremely common, especially in puppies and kittens, and can be transmitted to humans.
- **Hookworms:** These parasites attach to the intestinal wall and feed on blood, which can lead to serious anemia, particularly in young or frail animals.
- **Whipworms:** These are difficult to detect and can cause chronic diarrhea and weight loss.
- **Tapeworms:** These segmented parasites are often transmitted by fleas and can cause irritation around the anus, weight loss, and nutrient deficiencies.

This combined protection is a vital component of your pet's overall wellness plan, simplifying your routine while maximizing protection against multiple internal parasites. Always ensure you are using a product recommended by your veterinarian to guarantee broad-spectrum coverage. Regular year-round use is essential to maintain effective protection for your pet's heart and their digestive health.

## 🌸 Start Spring Activity Gradually to Prevent Injury 🌸

**Start Slowly and Build Endurance:** Do not immediately jump into long, strenuous walks or runs. Just like humans, pets need to condition their muscles, tendons, and ligaments after a period of lower winter activity.

- Begin with shorter walks or playtime sessions than you anticipate doing later in the season.
- Gradually increase the *duration* of your outings, adding 5-10 minutes every few days.
- Once the duration is comfortable, incrementally increase the *intensity* (speed or difficulty of the terrain).
- Pay attention to your pet's signals. Excessive panting, lagging behind, or reluctance to move are signs they need a rest or that the activity is too much.
- Consider incorporating varied activities like short jogs, fetch, or swimming (if appropriate for your pet) to engage different muscle groups.

**Check the Paws Before, During, and After Activity:** Warmer temperatures mean hot pavement, which can quickly burn sensitive paw pads. Increased outdoor time also exposes paws to various hazards.

- **Monitor Pavement Temperature:** Place the back of your hand on the pavement; if you can't comfortably keep it there for seven seconds, it's too hot for your dog's paws. Walk during cooler times (early morning or late evening) or choose grassy or dirt paths.
- **Post-Walk Inspection:** Always inspect your pet's paws thoroughly after any outdoor activity. Look for:
  - **Cuts, Scrapes, or Blisters** from rough surfaces or debris.
  - **Burrs, Stickers, or Foreign Objects** lodged between the toes or in the paw pads.
  - **Redness or Swelling**, which can indicate irritation or an allergic reaction to grass or chemicals.
- **Paw Care:** Keep the fur between the pads trimmed to prevent matting and trap less moisture and debris. Consider moisturizing balms or protective booties for pets sensitive to rough terrain or hot surfaces.

**Always Carry Fresh Water for Extended Activity:** Dehydration can set in quickly, especially when pets are exercising in warm weather.

- **Frequent Breaks:** Offer water every 15-20 minutes during extended or strenuous activity. Do not let your pet gulp large amounts of water immediately after intense exercise; wait until their breathing has slowed down.
- **Recognize Dehydration Signs:** Symptoms include excessive panting, thick saliva, lethargy, and sticky or dry gums. If you suspect dehydration, seek shade and offer small amounts of water immediately.

## Essential Pet First Aid: Being Prepared for Emergencies

While professional veterinary care is always necessary for serious issues, immediate action on your part can significantly improve your pet's outcome in an emergency.

### **Wounds and Minor Bleeding:**

- **Action:** For minor cuts or scrapes (superficial cuts), your primary goal is to stop the bleeding and prevent infection. Apply gentle, direct pressure to the wound using a clean cloth or sterile gauze. If bleeding is significant or doesn't stop after a few minutes, seek veterinary attention immediately.
- **Cleaning:** Once the bleeding has stopped, you can carefully clean superficial wounds with lukewarm water and a mild, pet-safe antiseptic solution. *Do not* use harsh chemicals like rubbing alcohol or hydrogen peroxide, as these can damage tissue.
- **Kit Essential:** Always maintain a well-stocked, easily accessible sterile pet first-aid kit containing gauze, antiseptic wipes, vet wrap, medical tape, and non-stick bandages.

### **Heat Stroke (Hyperthermia):**

- **Recognition:** Heat stroke is a life-threatening emergency, often occurring when pets are left in hot cars, over-exercised in warm weather, or lack access to shade and water. Recognize key signs: excessive, labored panting; drooling; weakness; lethargy; staggering; bright red gums; and, in severe cases, vomiting or collapse.
- **Immediate Action:** If you suspect heat stroke, every second counts. Immediately move your pet to a cool, shaded area. Begin the cooling process by wetting their body, especially the chest, belly, and paw pads, with cool (not ice-cold) water. Use a fan if available to facilitate evaporative cooling. *Never* submerge an unconscious animal in water.
- **Veterinary Care:** While cooling your pet, call the nearest emergency veterinary clinic. Even if your pet appears to recover, they must be seen by a veterinarian immediately to check for secondary complications like organ damage.

### **Insect Stings (Bee Stings):**

- **Assessment:** The most common insect culprits are bees and wasps. The primary concern is swelling and allergic reactions. Monitor the sting site, especially on the face or mouth, for rapid swelling, which can compromise breathing.
- **Removal:** If you can safely locate the stinger (usually a small, dark object left by a bee), gently try to scrape it out with a credit card edge or a fingernail. Avoid squeezing it with tweezers, as this can inject more venom.
- **Allergic Reaction:** Watch closely for signs of a severe allergic reaction (anaphylaxis), which can include difficulty breathing, extreme facial swelling, vomiting, hives, or sudden weakness. If any of these signs appear, treat it as a critical emergency and seek veterinary care immediately. Antihistamines may be recommended by a vet, but *never* administer human medication without their explicit instruction.

## 🦷 New Product Alert! Elevate Your Pet's Dental Health! 🦷

We are thrilled to announce an exciting addition to our product lineup designed to support your beloved pet's oral hygiene! Recognizing the vital role dental health plays in overall wellness, Watertown Animal Hospital is now stocking two excellent, easy-to-use products: **Aquadent Additive** and **VeggieDentChews**.

Maintaining your pet's teeth and gums is one of the most important aspects of preventative care, and these new products make it simpler than ever to incorporate dental hygiene into your daily routine.

**Aquadent Additive:** This is a palatable, easy-to-use solution that you simply add to your pet's daily drinking water. Aquadent works to help control plaque, freshen breath, and generally support the cleanliness of your pet's mouth with every sip they take. It's an effortless way to provide continuous dental support, especially for pets who resist brushing.

**VeggieDent Chews:** These highly palatable chews are designed to mechanically scrub the tooth surface as your pet chews, much like a mini-toothbrush. More importantly, they contain special enzymes that break down plaque and tartar buildup. Not only are they a delicious treat, but they actively contribute to a healthier mouth, helping to reduce the risk of more serious dental issues down the road.

Stop by our office during your next visit to learn more about how Aquadent and the Enzymatic Chews can significantly enhance your pet's dental health strategy. Our team can help you decide which product, or combination of both, is right for your furry friend!

The advertisement features a blue background with a central image of a bottle of C.E.T. Aquadent Dental Solution on the left and a bag of C.E.T. Enzymatic Dental Chews on the right. The bottle is surrounded by water splashes. The bag of chews is shown next to several individual chews and a small dog. Text at the top left reads "Freshens Breath & Reduces Tartar!" and text at the top right reads "Cleans Teeth & Controls Tartar!". Below the products, there are two columns of bullet points describing the benefits of each product. At the bottom, the slogan "For a Healthy Smile!" is written in a stylized font.

**Freshens Breath & Reduces Tartar!**

**Cleans Teeth & Controls Tartar!**

**C.E.T. AQUADENT<sup>®</sup> Dental Solution**

- Easy to Add to Drinking Water
- Helps Reduce Plaque & Bad Breath

**C.E.T. ENZYMATICAL<sup>®</sup> ORRAL CHEWS**

- Tasty & Long-Lasting Chews
- Helps Maintain Healthy Teeth

**For a Healthy Smile!**

**A rebate is currently available for these new products; details are provided below.**

## **Current Promotions**

- Buy one Aloe & Oatmeal Shampoo — get a FREE conditioner!
- Buy ONE bag of VeggieDent Chews - Get a \$10 rebate!
- Buy ONE bottle of Aquadent Dental Solution - Get \$5 rebate!
- Buy 1 Dose of Bravecto® Chewable for pets under 18 months of age, Get \$20

### Instant Rebate

- Bravecto® 1-Month for pets under 6 months of age, Get \$10 Instant Rebate
- Buy 12 Doses of Sentinel® Brand Products, Get \$20 Instant Rebate
- Buy 6 Doses of Sentinel® Brand Products, Get \$5 Instant Rebate
- Buy 4 Doses of Bravecto® Brand Products, Get \$45 Instant Rebate
- Buy 2 Doses of Bravecto® Brand Products, Get \$20 Instant Rebate
- Buy 2 Doses of Bravecto® and 6 Doses of Sentinel® Brand Products, Get \$40

### Instant Rebate



- Buy 4 Doses of Bravecto® and 12 Doses of Sentinel® Brand Products, Get \$100

### Instant Rebate

- Buy 12 doses of HEARTGARD® Plus (ivermectin/pyrantel), get a \$15 instant rebate
- Buy 12 doses of NexGard® COMBO (feline) and get a \$50 instant rebate.
- Get a \$10 rebate with your first purchase of a Thunderease or Feliway product!

**Ask our front desk for details. Promotions valid while supplies last.**

# Happy Pets at Watertown Animal Hospital



Ready to Schedule?

Exams • Vaccinations • Dentistry • General Surgery • Diagnostic Imaging • Parasite Prevention • Boarding • In-House Lab Diagnostics • Large Animal Services

Call us at 315-788-1711 or visit [www.watertownpetcare.com](http://www.watertownpetcare.com) to book an appointment.

Watertown Animal Hospital  
1445 Washington St., Watertown, NY 13601

Hours

Monday–Friday: 8:00 AM – 6:00 PM

Saturday: 8:00 AM – 1:00 PM

Closed Sundays

Watertown Animal Hospital — Compassionate care for the pets you love!



\*Please see below for our new PetCare app to access your pets medical records!

# Stay Connected with Your Pet's Care!

## Watertown Animal Hospital PetCare by DaySmart Vet App

---

### What is the PetCare by DaySmart Vet App?



Our PetCare by DaySmart Vet App makes it easy to stay on top of your pet's health anytime, anywhere! With just a few taps, you can:

- View your pet's medical records
  - View your pet's certificates
    - Access vaccine history
- Receive reminders for important care
  - View invoices & estimates

---

### Step 1: Download the App

Search for "PetCare by DaySmart Vet App" in your app store:

-  iPhone (App Store)
-  Android (Google Play)


### How to Find the Right App

Look for this app in the store:

- **Name:** PetCare by DaySmart Vet
- **Icon:** A green/blue downward arrow design



## Direct Download Links

 iPhone (App Store): <https://apps.apple.com/>

 Android (Google Play): <https://play.google.com/store>

<https://petcare.vettersoftware.com/new-visit?vetId=MTFrbHUwV0VheDhuVExwM3RsbEpQcVp2bGdmYXVGMMHpmT3puSU5yYkxZTT06OqnS9ogiNUxopGTQqFt6s3E>

*(Search "PetCare by DaySmart Vet" if links do not open directly)*

---

### Step 2: Enter Your Contact Information

When you first open the app, you will be prompted to:

- Enter your **phone number OR email address**

Make sure to use the **same phone number or email we have on file** with our hospital.

---

### Step 3: Connect to Our Hospital

1. Tap **"Find My Veterinary Clinic"** *(or select Watertown Animal Hospital if it appears automatically)*
  2. Search for **Watertown Animal Hospital**
  3. Select our hospital from the list
- 

### Step 4: Confirm Your Account Details

- Review and confirm your information
- Your account is automatically connected to your DaySmart client profile

 *No username or password is needed—everything links directly to your existing account!*

---

### Step 4: Access Your Pet's Information

Once logged in, you can:

- View each pet's profile
- Check vaccination records
  - View Certificates
  - Review visit history
- See upcoming appointments
  - View estimates
- Everything you need is right at your fingertips!